



Capability Statement

2024

SOURCE
Bespoke Pumping Solutions

PROUD PARTNER OF
CORNELL



Source Pumps offer bespoke designed & manufactured pumping solutions for the Agriculture, Mine & Dewatering, Oil and Gas, Quarrying & Industrial sectors

Source Pumps emphasises quality, customer support, and enhancing the overall dewatering experience for their clients. They ensure a seamless process from initial consultation on design through to providing a customised solution and executing the manufacturing process, delivery and commissioning. Their comprehensive service extends to product training, technical support, and ongoing assistance, aimed at ensuring the efficient operation of their clients' dewatering applications. This commitment underscores their dedication to delivering reliable and effective solutions tailored to the specific needs of industries such as mining, oil & gas, industrial, and quarrying sectors.

Source Pumps' consultation process is thorough and considers all aspects of their clients' requirements. This information is utilised by their engineering department to design a bespoke solution, whether it's fixed or mobile, or powered by diesel or electric sources. Their commitment to quality is evident as these solutions are manufactured to the highest standards. After manufacturing, each solution undergoes rigorous testing, commissioning, and installation, ensuring reliability and optimal

performance. This process is overseen by experienced technicians, further ensuring that the entire process meets the highest industry standards and client expectations.

Source Pumps is committed to ongoing support once their solutions are deployed in the field. They offer comprehensive assistance through their pump health monitoring systems and provide technical support from their engineering team. This ensures prompt resolution of any application issues that may arise onsite.

In addition to their engineering and manufacturing capabilities, Source Pumps maintains a substantial inventory of pumps, pump components, and general spares for distribution. This strategic stockholding enables them to swiftly and economically support their products in the field, minimising downtime for their clients.

This dual focus on proactive support and robust inventory management underscores Source Pumps' dedication to ensuring the continued reliability and performance of their solutions throughout their operational life cycles.

Our Core Values

Source Pumps priority is to deliver a quality turnkey solution to its customers exact requirements, through a comprehensive consultation, design, execution and support process. This process, along with our ongoing support, ensures our customers solutions operate efficiently and at a level unmatched by others



Consultation

At Source Pumps, customer satisfaction begins with attentive listening. They prioritise a collaborative approach, aiming to understand their customers' specific requirements. By focusing on delivering exactly what their customers want and need, Source Pumps ensures that each client ends up with the right product tailored precisely to their application. This customer-centric philosophy not only enhances the effectiveness and efficiency of their solutions but also fosters long-term partnerships built on trust and reliability.



Design

At Source Pumps, the process of designing the right solution for their customers application is meticulous and thorough. From detailed pump selection to comprehensive system design, they prioritise capturing every nuanced requirement. Their design philosophy emphasises operator ergonomics, maintenance considerations, and overall product performance. This focus ensures that their design team crafts solutions that not only meet but exceed expectations in terms of functionality, reliability, and ease of use.

Throughout this process, Source Pumps' manufacturing team collaborates closely with the design team to translate these specifications into high-quality products. This integrated approach guarantees that every aspect of the product—from initial concept to final production—is optimised to deliver exceptional performance tailored to the specific needs of their customers' applications.

Execution

At Source Pumps, bringing your design concepts to life is a commitment upheld by their robust manufacturing processes. With an unwavering focus on quality, they ensure that every product meets the highest standards. This dedication is evident through their diligent and thorough Quality Assurance (QA) and testing procedures.

Source Pumps understands the criticality of meeting deadlines. They take pride in delivering robust and high-quality equipment that aligns with their clients' schedules. This commitment not only underscores their reliability but also reinforces their capability to provide solutions that are not only functional but also durable and dependable in demanding industrial environments.

By integrating rigorous QA measures into their manufacturing practices, Source Pumps guarantees that each product not only meets but exceeds industry benchmarks for performance and reliability. This comprehensive approach ensures that their clients receive equipment that is ready to perform optimally from the moment it is deployed.

Support

At Source Pumps, their support team plays a crucial role in ensuring a seamless experience for customers both during and after the delivery of equipment. Their commitment extends beyond just providing products; they are dedicated to guiding and assisting customers throughout their entire experience.

Ensuring that equipment operates efficiently in the field is a top priority for Source Pumps. Their support team is readily available to address any inquiries, provide technical assistance, and offer guidance to optimise equipment performance. Whether it's troubleshooting, maintenance or operational advice, their support team is equipped with the expertise to assist customers at every stage.

This proactive approach underscores Source Pumps' dedication to customer satisfaction and reinforces their commitment to delivering reliable solutions that meet the operational needs of their clients in sectors such as mining, oil & gas, industrial, and quarrying.





Source Pumps have partnered with leading global pump manufacturer Cornell Pumps to become their Australian distributor

Preferred Australian Cornell Pumps Supplier


Cornell Pump Company was established in 1946 and over 70 years experience in manufacturing pumps for a wide variety of markets.

Whilst addressing some of the most challenging of applications, their basic values stay the same: Unmatched performance, robust design, global support and an in depth understanding of their customer needs.

Cornell have delivered product into the Mining sector in Australia for almost a decade and have the reputation for supplying the most reliable and efficient product on the market. With our solutions driven approach, customers can anticipate an enhanced level of service, streamlined access to Cornell's innovative pump solutions, and potentially new avenues for collaborative growth within the dewatering sector.







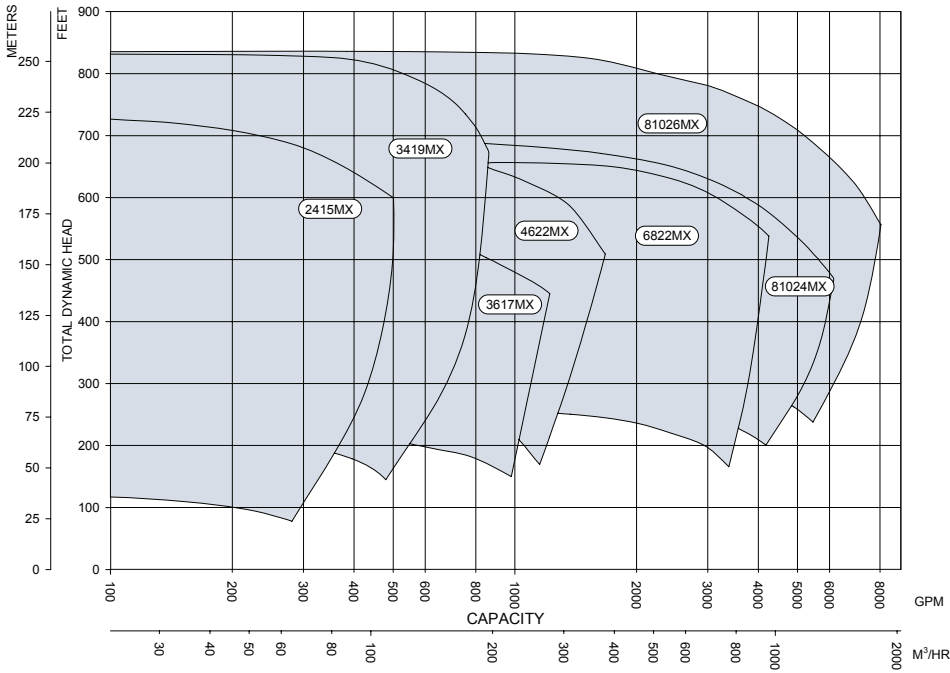
Pumps

At Source Pumps we carry a core variety of pumps in different configurations and materials to meet a wide range of duty points. Demand is critical, and having the right pump on hand when our customers need it is our aim.

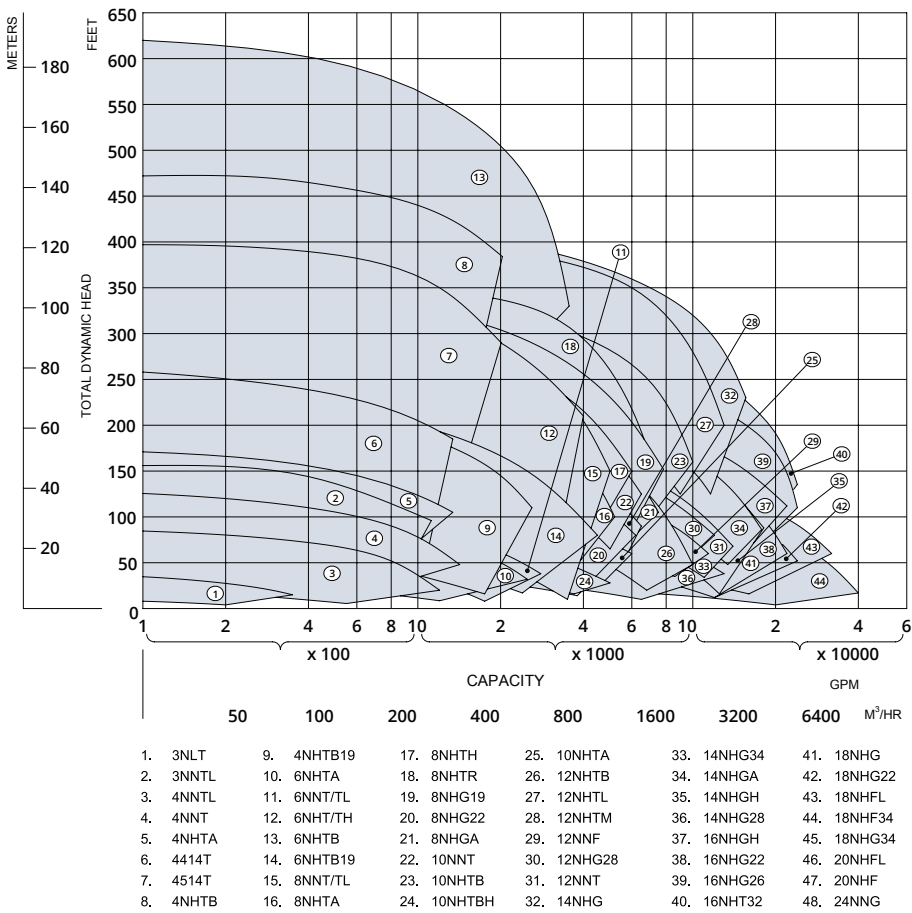
Focusing on the high flow, high head and solids handling pumps, the Cornell MX and N series pumps have all your dewatering applications covered.

Source also have full access to wide range of slurry and clear liquids pumps of Cornell, all essential throughout the mining process

MX Series Pump chart




N Series Pump chart

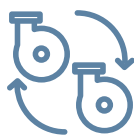


Pump Packages for all our Dewatering requirements

If we don't have an engineered package in our standard range we'll design and manufacture to your specific duty point requirements



**Designed & Built
in Australia**



**Designed to Customers
Specific Applications**



**Replacement Parts
Readily Available**



**Operates more
Efficiently**



UP TO
1000
Litres Per Second
MAX FLOW

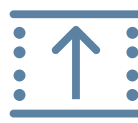
UP TO
200
Metres
MAX TDH



**Patented Cycloseal®
Technology**



**Redi-Prime®
Self Priming System**



**Unmatched
high flow and head**



**Solids Handling
Capability**

Diesel Packages


Source Pumps have all your dewatering requirements covered. With packages combining either low and high flow, or high and low head, we have over 30 standard duty point packages in our range. Whilst we have a wide range of standard configuration industry determined duty point packages, we pride ourselves on concepting, designing and manufacturing packages specifically to your application.

Our packages are designed with key operational and maintenance functions front of mind. Our layouts

are flexible, and we value our customers input through our design process. This allows for a completed unit to be dropped at site, with no additional requirements needed, avoiding expensive site costs and costly downtime.

Whether it be a CAT, Cummins, Perkins or other engine, or a variety of different branded essential package components from flow meters, gate valves, drain points or lighting, with our collaborative and flexible design approach, we'll supply the components of your choice that suits your operation.





Electric Packages

At Source Pumps we offer a bespoke range of electric motor driven pump packages, generally designed and made to order. Whether they be direct coupled to be run at nominal speed, mechanically or electronically speed varied to achieve the desired duty point outcomes, our packages are again custom designed for potentially tricky applications.

Heavy duty or light duty base, with or without canopy, variable speed drive controlled rooms, direct coupled or V belt configuration, designing a bespoke solution to your exact application requirements.

Services

Parts and distribution

Source Pumps carries a significant number of spare parts to support the pumps we send into the field. From complete volutes, back plates and impellers, to lip seals, bearings, shims and all of your consumable pump requirements.

We only stock genuine Cornell parts, and shy away from the cheap and nasty alternatives.

We also carry a range of spares to support our package builds, and have several OEM relationships with component manufacturers, ensuring you're supported with genuine, reliable and quality products in the field.



Pump re-builds

With our highly talented manufacturing team, Source Pumps has full pump re-build capability. Combined with our healthy pump component stock levels, our pump

re-build team pride themselves on regenerating the pump back to it's original condition, in a timely manner.



Package overhauls

Whether it be a new package or one ready for overhaul, Source Pumps has full package overhaul and testing capabilities to bring your degenerated package back to brand

new. Using again only genuine parts, your package will be back to brand new via our refurb team.





SOURCE
Bespoke Pumping Solutions



sourcepumps.com.au

22 Peterpaul Way, Truganina VIC 3029

(03) 7066 6555

sales@sourcepumps.com.au